

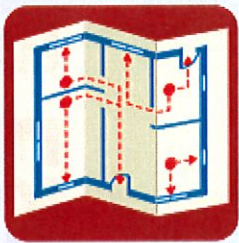


When seconds count, have a plan

Fire moves very fast, you could have less than 2 minutes to get out safely once a smoke alarm sounds.

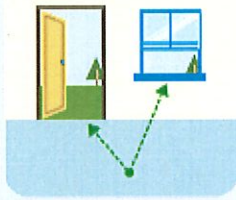
7 steps to practicing your escape plan

1



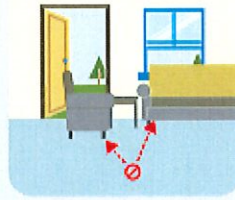
Draw a map of your home. Include all doors and windows.

2



Find two ways out of every room.

3



Make sure doors and windows are not blocked.

4



Choose an outside meeting place in front of your home.

5



Push the test button to sound the smoke alarm.

6



Practice your drill with everyone in the home.

7



Get outside to your meeting place.



Webster Fire Department

18300 Highway 3

Webster, Texas 77598

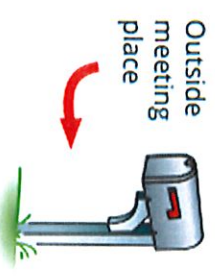
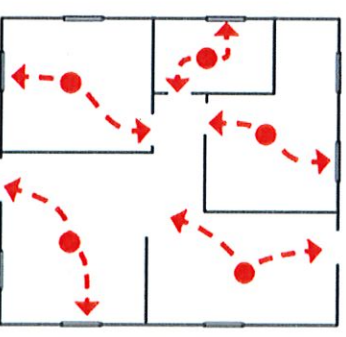
281-316-3730

www.websterfd.com

Fire Escape Plan

Fire department number:

Example



Outside meeting place

How to make a home fire escape plan:

- Draw a map or floor plan of your home. Show all windows and doors.
- Mark two ways out of each room.
- Choose a meeting place outside in front of your home. Draw a picture of your outside meeting place on your escape plan.
- Write the emergency telephone number for the fire department on your escape plan.
- Practice your plan at least two times a year.