

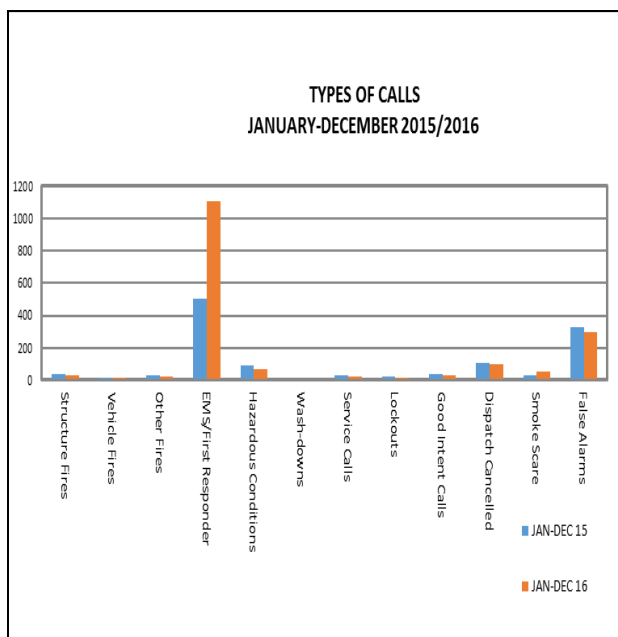


MEMORANDUM

To: Patrick Shipp, Fire Chief
From: Sandra Ricicar
Subject: 2016 End-of-Year Summary Report
Date: January 17, 2017

The following information is the 2016 annual report of departmental activity for the Webster Fire Department.

	JAN-DEC 15	JAN-DEC 16
Structure Fires	40	29
Vehicle Fires	13	14
Other Fires	30	23
EMS/First Responder	504	1108
Hazardous Conditions	95	70
Wash-downs	1	0
Service Calls	33	26
Lockouts	21	18
Good Intent Calls	39	33
Dispatch Cancelled	110	102
Smoke Scare	30	56
False Alarms	326	298
Total Runs	1,242	1,777



AVERAGE RESPONSE TIMES JAN-DEC 2016

*These averages are from the time of the 911 notification to the time the first unit is on scene.

Webster 4:03
 Outside Webster 9:15

CALLS FOR SERVICE	JAN-DEC 2015	JAN-DEC 2016
Average calls per day	3.40	4.87
Simultaneous calls	71	120
Busiest day of the week	Tuesday/Saturday	Tuesday
Least busiest day of the week	Sunday	Sunday
TOTALS	1242	1777

CALLS BY DISTRICT	JAN-DEC 2015	JAN-DEC 2016
West (West of Hwy3)	851 (68%)	1264 (71%)
East (East of Hwy 3)	280 (23%)	441 (25%)
Outside Webster	111 (9%)	72 (4%)
TOTALS	1242	1777

CALLS BY DAY OF WEEK	JAN-DEC 2015	JAN-DEC 2016
Sunday	149	218
Monday	171	275
Tuesday	190	278
Wednesday	180	226
Thursday	179	270
Friday	183	263
Saturday	190	247
TOTALS	1242	1777

PERCENTAGE OF CALLS BY SHIFT	JAN-DEC 2015	JAN-DEC 2016
<u>Day Crew:</u> Sunday-Saturday: 7 ³⁰ a.m. to 7 ³⁰ p.m.	764 (62%)	1184 (67%)
<u>Night Crew:</u> Sunday-Saturday: 7 ³⁰ p.m. to 7 ³⁰ a.m.	478 (38%)	593 (33%)
TOTALS	1242	1777

TIME ANALYSIS SUMMARY

Busiest time of day

Least busiest time of day

JAN-DEC 2015

1⁰⁰ p.m. to 4⁰⁰ p.m.

3⁰⁰ a.m. to 6⁰⁰ a.m.

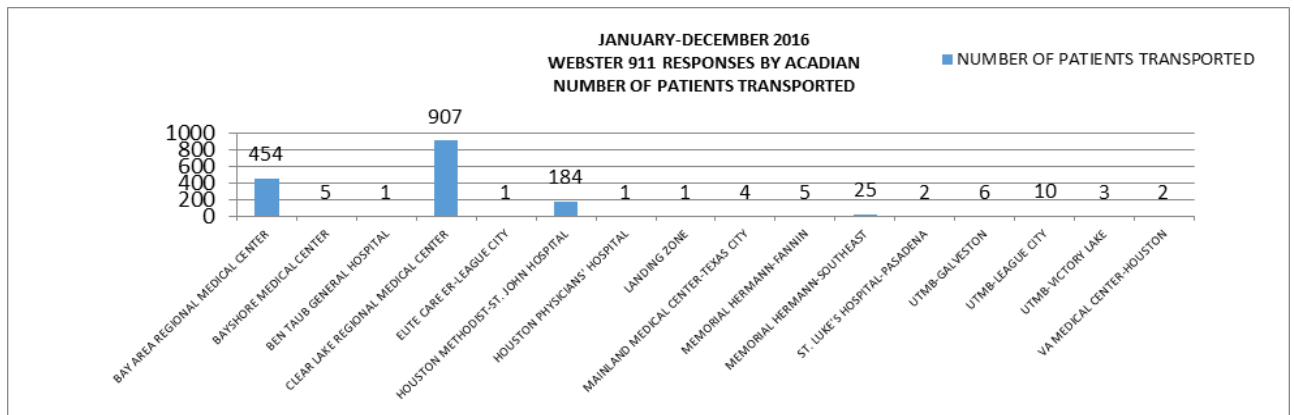
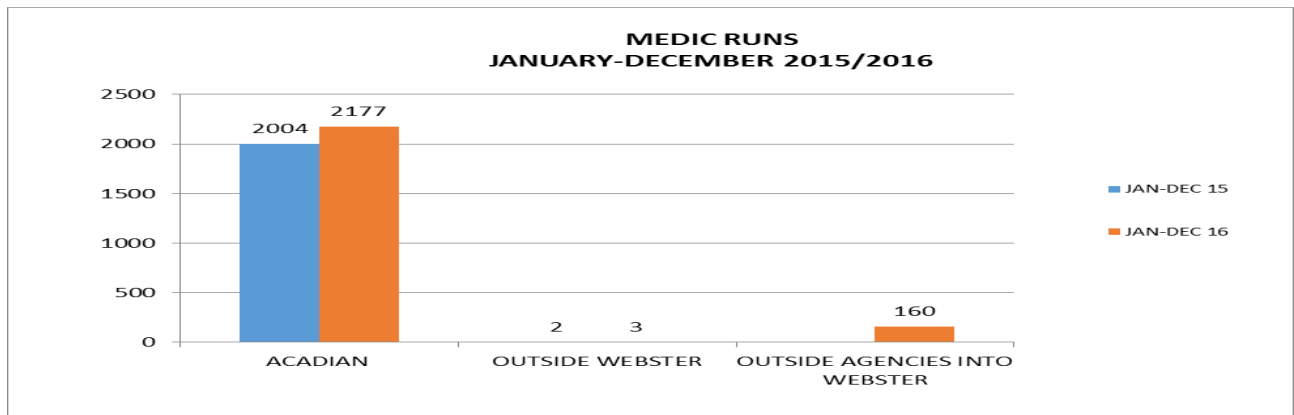
JAN-DEC 2016

3⁰⁰ p.m. to 6⁰⁰ p.m.

3⁰⁰ a.m. to 6⁰⁰ a.m.

CONTRACTED MEDICAL RESPONDER INFORMATION

RESPONDER	JAN-DEC 2016 NUMBER OF RUNS	AVG RESPONSE TIME
<u>TOTAL AMBULANCE:</u>	<u>2340</u>	
ACADIAN:	2177	3:55
OUTSIDE WEBSTER:	3	
OUTSIDE AGENCIES INTO WEBSTER:	160	



FIRE PREVENTION DEPARTMENT UPDATE

The Fire Prevention Division of the Webster Fire Department is responsible for the annual and bi-annual fire inspections of all of the schools and businesses within our city. This Department also does the plan review of all new construction and renovations in partnership with the Building Department and other related city departments.

ACCOMPLISHMENTS	JAN-DEC 2015	JAN-DEC 2016
Annual Inspections and Final or C/O Inspections	209	211
Re-inspections of facilities	79	101
Plan reviews	286	192
Fire Alarm inspections	148	101
Sprinkler system inspections	125	114
Pre-construction (site) meetings	197	94
** Complaints / Enforcement	110	64
** Other inspection activities	299	167
Public Education programs	62	36
TOTALS	1515	1080

**** New categories added to reflect greater accuracy in productivity.**

