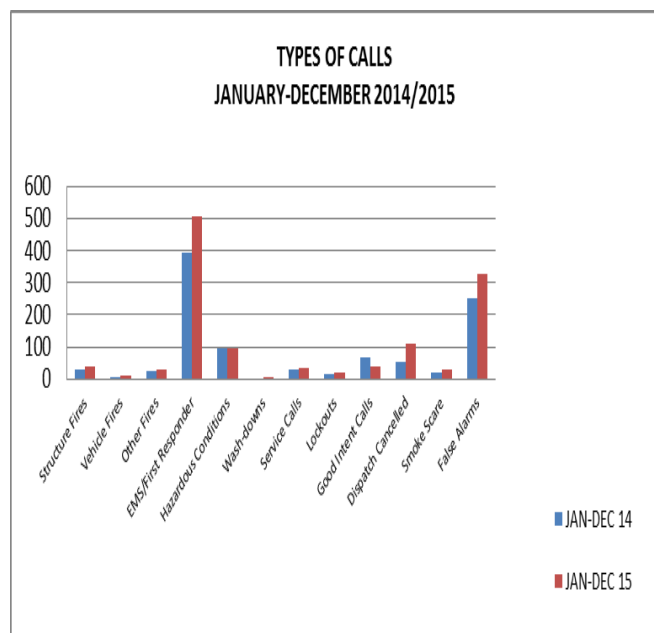


MEMORANDUM

To: Patrick Shipp, Fire Chief
From: Sandra Ricicar
Subject: 2015 End-of-Year Summary Report
Date: January 20, 2016

The following information is the 2015 annual report of departmental activity for the Webster Fire Department.

	JAN-DEC 14	JAN-DEC 15
Structure Fires	29	40
Vehicle Fires	4	13
Other Fires	27	30
EMS/First Responder	392	504
Hazardous Conditions	95	95
Wash-downs	0	1
Service Calls	30	33
Lockouts	14	21
Good Intent Calls	68	39
Dispatch Cancelled	53	110
Smoke Scare	19	30
False Alarms	253	326
Total Runs	984	1,242



AVERAGE RESPONSE TIMES JAN-DEC 2015

*These averages are from the time of the 911 notification to the time the first unit is on scene.

Webster 4:29
 Outside Webster 7:14

CALLS FOR SERVICE	JAN-DEC 2014	JAN-DEC 2015
Average calls per day	2.70	3.40
Simultaneous calls	28	71
Busiest day of the week	Thursday	Tuesday/Saturday
Least busiest day of the week	Monday	Sunday
TOTALS	984	1242

CALLS BY DISTRICT	JAN-DEC 2014	JAN-DEC 2015
West (West of Hwy3)	699 (71%)	851 (68%)
East (East of Hwy 3)	220 (22%)	280 (23%)
Outside Webster	65 (7%)	111 (9%)
TOTALS	984	1242

CALLS BY DAY OF WEEK	JAN-DEC 2014	JAN-DEC 2015
Sunday	128	149
Monday	115	171
Tuesday	136	190
Wednesday	141	180
Thursday	164	179
Friday	163	183
Saturday	137	190
TOTALS	984	1242

PERCENTAGE OF CALLS BY SHIFT	JAN-DEC 2014	JAN-DEC 2015
<u>Day Crew:</u> Sunday-Saturday: 7 ³⁰ a.m. to 7 ³⁰ p.m.	654 (66%)	764 (62%)
<u>Night Crew:</u> Sunday-Saturday: 7 ³⁰ p.m. to 7 ³⁰ a.m.	330 (34%)	478 (38%)
TOTALS	984	1242

TIME ANALYSIS SUMMARY

Busiest time of day

Least busiest time of day

JAN-DEC 2014

11⁰⁰ a.m. to 2⁰⁰ p.m.

2⁰⁰ a.m. to 5⁰⁰ a.m.

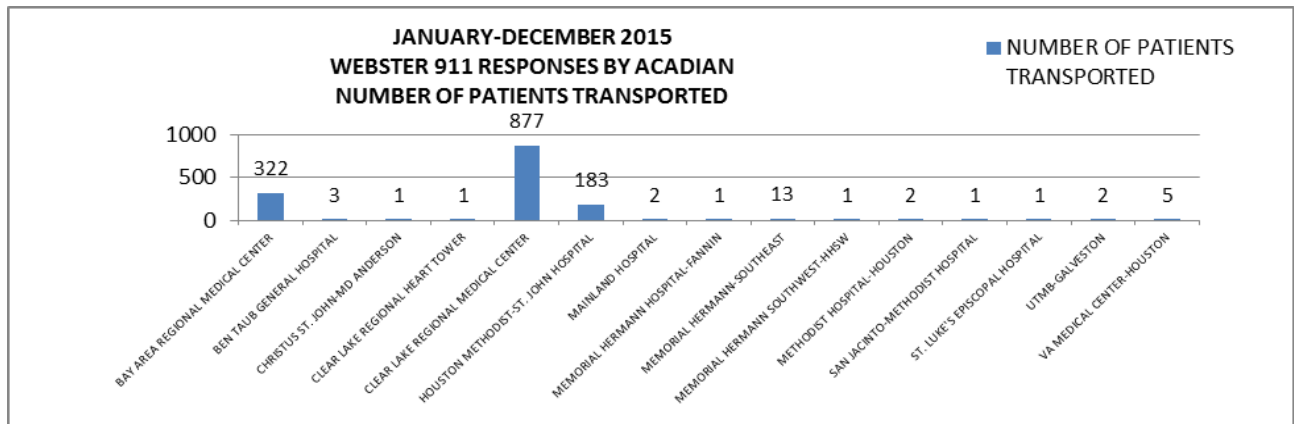

JAN-DEC 2015

1⁰⁰ p.m. to 4⁰⁰ p.m.

3⁰⁰ a.m. to 6⁰⁰ a.m.

CONTRACTED MEDICAL RESPONDER INFORMATION

RESPONDER	JAN-DEC 2015 NUMBER OF RUNS	AVG RESPONSE TIME
ACADIAN	2004	3:43
OUTSIDE WEBSTER	2	



FIRE PREVENTION DEPARTMENT UPDATE

The Fire Prevention Division of the Webster Fire Department is responsible for the annual and bi-annual fire inspections of all of the schools and businesses within our city. This Department also does the plan review of all new construction and renovations in partnership with the Building Department and other related city departments.

ACCOMPLISHMENTS	JAN-DEC 2014	JAN-DEC 2015
Annual Inspections and Final or C/O Inspections	491	209
Re-inspections of facilities	158	79
Plan reviews	337	286
Fire Alarm inspections	174	148
Sprinkler system inspections	129	125
Pre-construction (site) meetings	202	197
** Complaints / Enforcement	74	110
** Other inspection activities	460	299
Public Education programs	121	62
TOTALS	2146	1515

** New categories added to reflect greater accuracy in productivity.

