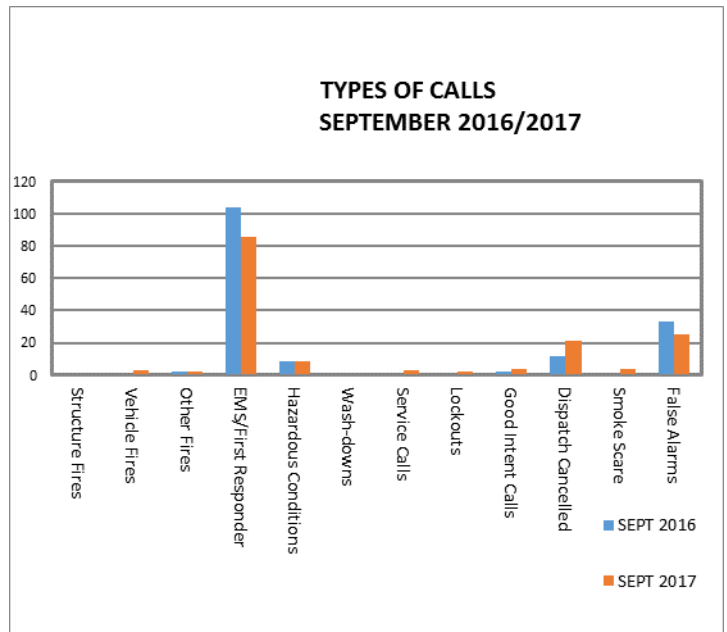




## SEPTEMBER 2017 SUMMARY REPORT

The following information is a report of departmental activity for the Webster Fire Department for the month of September 2017.

	SEPTEMBER 2016	SEPTEMBER 2017
Structure Fires	1	0
Vehicle Fires	1	3
Other Fires	2	2
EMS/First Responder	104	86
Hazardous Conditions	9	9
Wash-downs	0	0
Service Calls	1	3
Lockouts	0	2
Good Intent Calls	2	4
Dispatch Cancelled	12	21
Smoke Scare	1	4
False Alarms	33	25
<b>Total Runs</b>	<b>166</b>	<b>159</b>



### AVERAGE RESPONSE TIMES SEPTEMBER 2017

\*These averages are from the time of the 911 notification to the time the first unit is on scene.

Webster	3:52
Outside Webster	8:43

<b>CALLS FOR SERVICE</b>	<b>SEPTEMBER 2016</b>	<b>SEPTEMBER 2017</b>
Average calls per day	5.53	5.3
Simultaneous calls	18	15
Busiest day of the week	Thursday	Friday
Least busiest day of the week	Friday	Tuesday

<b>TOTALS</b>	<b>166</b>	<b>159</b>
---------------	------------	------------

<b>CALLS BY DISTRICT</b>	<b>SEPTEMBER 2016</b>	<b>SEPTEMBER 2017</b>
West (West of Hwy3)	113 (68%)	115 (72%)
East (East of Hwy 3)	48 (29%)	37 ( 23%)
Outside Webster	5 ( 3%)	7 ( 5%)

<b>TOTALS</b>	<b>166</b>	<b>159</b>
---------------	------------	------------

<b>CALLS BY DAY OF WEEK</b>	<b>SEPTEMBER 2016</b>	<b>SEPTEMBER 2017</b>
Sunday	19	24
Monday	30	18
Tuesday	24	13
Wednesday	26	27
Thursday	31	27
Friday	16	29
Saturday	20	21

<b>TOTALS</b>	<b>166</b>	<b>159</b>
---------------	------------	------------

<b>PERCENTAGE OF CALLS BY SHIFT</b>	<b>SEPTEMBER 2017</b>
<u>Shift "A"</u> :	64 (40%)
<u>Shift "B"</u> :	54 (34%)
<u>Shift "C"</u> :	41 (26%)

<b>TOTALS</b>	<b>159</b>
---------------	------------

**TIME ANALYSIS SUMMARY**

**SEPTEMBER 2016**

**SEPTEMBER 2017**

Busiest time of day

4<sup>00</sup> p.m. to  
7<sup>00</sup> p.m.

1<sup>00</sup> p.m. to  
4<sup>00</sup> p.m.

Least busiest  
time of day


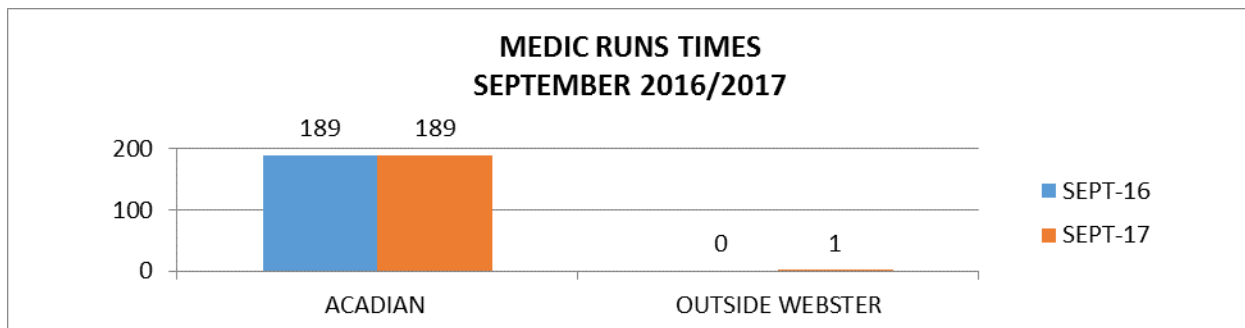
4<sup>00</sup> a.m. to  
7<sup>00</sup> a.m.

2<sup>00</sup> a.m. to  
5<sup>00</sup> a.m.

**CONTRACTED MEDICAL RESPONDER INFORMATION**

**SEPTEMBER 2017**

RESPONDER	NUMBER OF RUNS	AVG RESPONSE TIME
ACADIAN	189	3:44
OUTSIDE WEBSTER	1	

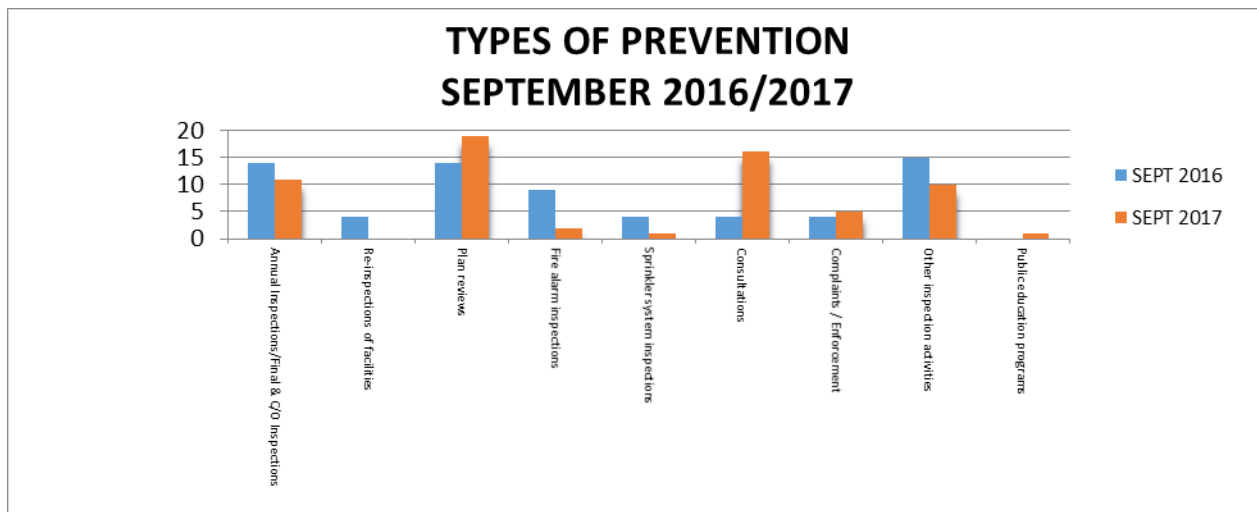


## FIRE PREVENTION DEPARTMENT UPDATE

The Fire Prevention Division of the Webster Fire Department is responsible for the annual and biannual fire inspections of all of the schools and businesses within our city. This Department also does the plan review of all new construction and renovations in partnership with the Building Department and other related city departments.

ACCOMPLISHMENTS	SEPTEMBER 2017	YEAR-TO-DATE
Annual Inspections and Final or C/O Inspections	11	127
Re-inspections of facilities	0	32
Plan reviews	19	184
Fire Alarm inspections	2	33
Sprinkler system inspections	1	55
Pre-construction (site) meetings	16	166
** Complaints / Enforcement	5	37
** Other inspection activities	10	74
Public Education programs	1	10
<b>TOTAL</b>	<b>65</b>	<b>718</b>

\*\* New categories added to reflect greater accuracy in productivity.





---

## WFD – Special Operations Report - September 2017

### **Dive Response:**

1. The Webster Special Operations Unit received no requests for response during September 2017.

### **Training:**

1. We assisted with training at Ad Astra Rocket's facility. We toured the interior of the testing facility, as well as participated in an onsite scenario.
2. Four (4) personnel have completed their Rescue Diver Training.
3. The next scheduled dive training will consist of five (5) personnel enrolled in Public Safety Diver: WFD: SC D. Spencer, SC L. Thomas, Lt. C. Johnson, and D/O M. Boyd.

### **Meeting:**

1. No meeting was conducted during September 2017.

### **Car Seats:**

1. The Webster Fire Department CPS technicians assisted with two (2) car-seat installations during September 2017. Car-seat installations are handled as needed at the fire station, and through participation at special events held at the fire station and outside venues.